

# BASE Range



previTOP®

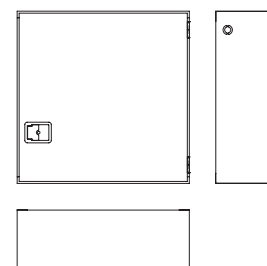
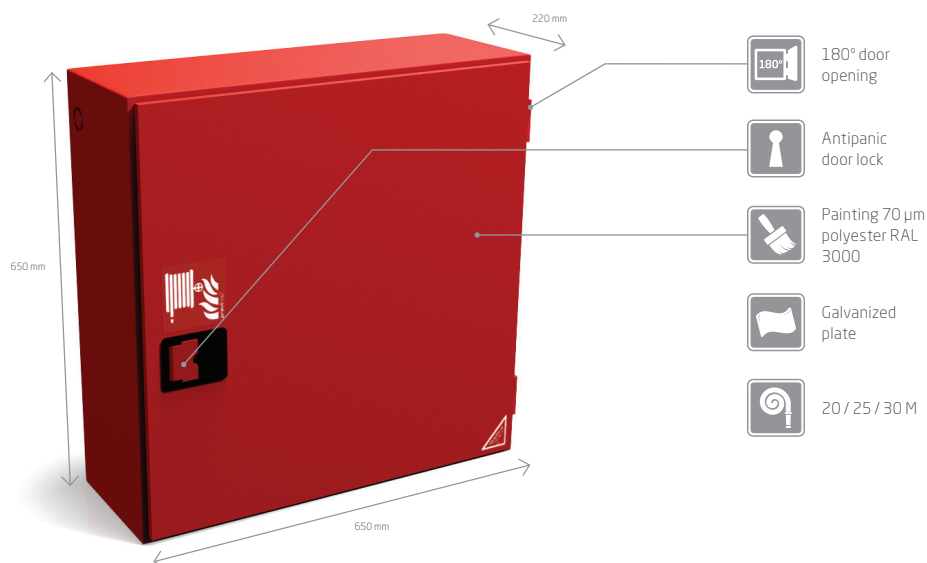
PREVITOP - Comércio e Serviços Unipessoal, Lda  
[www.previtop.pt](http://www.previtop.pt)



Company Registered in ANPC with nº 500

# Fire Hose Reel and Cabinet

HOSE SYSTEM 25 MM



To download a CAD file please go to [www.previtop.pt](http://www.previtop.pt). Free registration and download.

Reference	Hose Length (m) Ø 25 mm	Dimensions (mm) H x W x D
11-20B	20	650 x 650 x 220
11-25B	25	650 x 650 x 220
11-30B	30	650 x 650 x 240
20.1	Trim frame 25 mm	650 x 650

## HOSE REEL SPECIFICATIONS

- » Rim in 1 mm galvanized steel plate.
- » Reel in galvanized steel plate.
- » Painting 70 µm polyester RAL 3000.
- » Bronze rotary valve.
- » Semi-rigid polyester reinforced PVC hose according to EN 694:2001+A1:2007 (20 or 25).
- » 3 position nozzle: jet, spray, shut-off 25 mm male inlet.
- » PVC centre with EC marking sticker.

## CABINET SPECIFICATIONS

- » Cabinet in galvanized steel plate 0,8 mm.
- » Painting 70 µm polyester RAL 3000.
- » Antipanic door lock.
- » Ventilated sides.
- » Drilled holes for mounting.
- » 180° door opening.

## INCLUDES

- » Water supplier with:
  - » Male ball valve with 1" manometer;
  - » 25 mm male connection fitting;
  - » "Super" hose clamp;
- » Axial support (SWINGING).
- » Door sign in accordance with ISO 7010.
- » Installation and maintenance instructions.

## NOTES

- » The reel can easily be removed from the cabinet to facilitate the installation.
- » The cabinet can be only be used for WALL-MOUNTING or RECESS-MOUNTING.
- » Accessories for connecting to main water supply NOT INCLUDED.
- » Orders must be placed by model + dimensions.



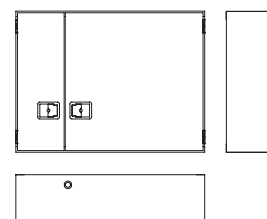
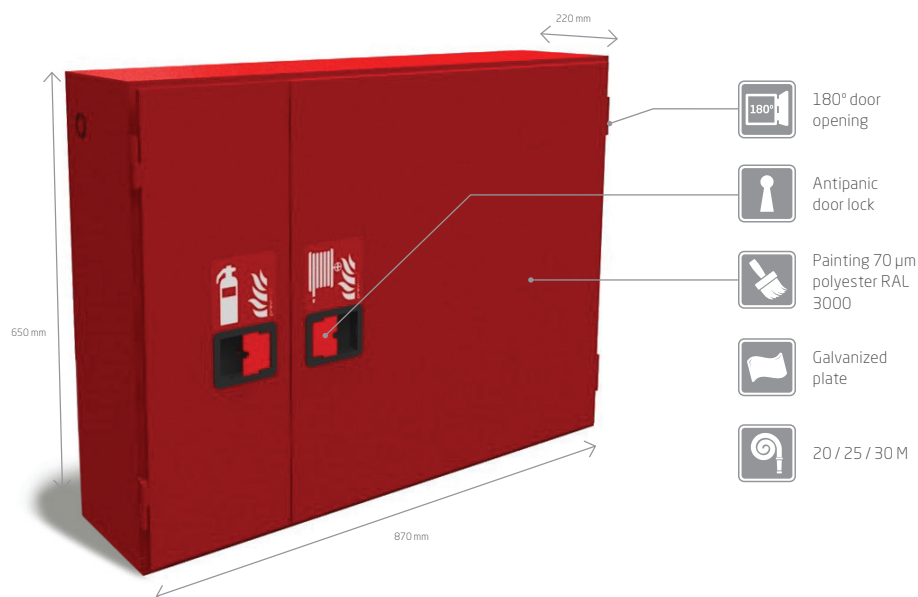
Ideal para o uso em escolas, escritórios, hospitais, recintos desportivos, cinemas, etc.

Options	Cabinet Colour	Accessories
	RAL Ref.: (custom colour)	Trim Frame Manometer

**CE** Hose reel tested, approved and CE marked according to NP EN 671-1:2012 CE n.º 1328-CPR-0149.

# Fire Hose Reel and Cabinet with Compartment for Fire Extinguisher

HOSE SYSTEM 25 MM



To download a CAD file please go to [www.previtop.pt](http://www.previtop.pt). Free registration and download.

Reference	Hose Length (m) Ø 25 mm	Dimensions (mm) H x W x D
11.1-20B	20 and 25	650 x 870 x 220
11.1-25B		
20.1	Trim frame 25 mm	650 x 850

## HOSE REEL SPECIFICATIONS

- » Rim in 1 mm galvanized steel plate.
- » Reel in galvanized steel plate.
- » Painting 70 µm polyester RAL 3000.
- » Bronze rotary valve.
- » Semi-rigid polyester reinforced PVC hose according to EN 694:2001+A1:2007 | (20 or 25).
- » 3 position nozzle: jet, spray, shut-off 25 mm male inlet.
- » PVC centre with EC marking sticker.

## CABINET SPECIFICATIONS

- » Cabinet in galvanized steel plate 0,8 mm.
- » Painting 70 µm polyester RAL 3000.
- » Antipanic door lock.
- » Ventilated sides.
- » Drilled holes for mounting.
- » Vertical prop for door jambs.
- » 180° door opening.

## INCLUDES

- » Water supplier with:
  - » Male ball valve with 1" manometer;
  - » 25 mm male connection fitting;
  - » "Super" hose clamp;
- » Axial support (SWINGING).
- » Door sign in accordance with ISO 7010.
- » Installation and maintenance instructions.

## NOTES

- » The reel can easily be removed from the cabinet to facilitate the installation.
- » The cabinet can only be used for WALL-MOUNTING or RECESS-MOUNTING.
- » Accessories for connecting to main water supply NOT INCLUDED.
- » Orders must be placed by model + dimensions.



Ideal for use in schools, office buildings, hospitals, sports arenas, cinemas, etc.

Options	Cabinet Colour	Accessories
	RAL Ref.: (custom colour)	Trim Frame Manometer

**CE** Hose reel tested, approved and CE marked according to NP EN 671-1:2012 CE n.º 1328-CPR-0149.

# Fire Hose Reel and Cabinet with Compartment for Fire Extinguisher and alarm button

HOSE SYSTEM 25 MM with



Reference	Hose Length (m) Ø 25 mm	Dimensions (mm) H x W x D
11.1-20B	20 and 25	650 x 1150 x 220
11.1-25B		
20.1	Trim frame 25 mm	650 x 1150

## HOSE REEL SPECIFICATIONS

- » Rim in 1 mm galvanized steel plate.
- » Reel in galvanized steel plate.
- » Painting 70 µm polyester RAL 3000.
- » Bronze rotary valve.
- » Semi-rigid polyester reinforced PVC hose according to EN 694:2001+A1:2007 | (20 or 25).
- » 3 position nozzle: jet, spray, shut-off 25 mm male inlet.
- » PVC centre with EC marking sticker.

## CABINET SPECIFICATIONS

- » Cabinet in galvanized steel plate 0,8 mm.
- » Painting 70 µm polyester RAL 3000.
- » Antipanic door lock.
- » Drilled holes for mounting.
- » 180° door opening.
- » Doors in A430 stainless steel A430.
- » Alarm button.

## INCLUDES


- » Water supplier with:
  - » Male ball valve with 1" manometer;
  - » 25 mm male connection fitting;
  - » "Super" hose clamp;
- » Axial support (SWINGING).
- » Door sign in accordance with ISO 7010.
- » Installation and maintenance instructions.

## NOTES

- » The reel can easily be removed from the cabinet to facilitate the installation.
- » The cabinet can only be used for WALL-MOUNTING or RECESS-MOUNTING.
- » Accessories for connecting to main water supply NOT INCLUDED.
- » Orders must be placed by model + dimensions.

Options	Cabinet Colour	Accessories
	RAL Ref.: (custom colour)	Trim Frame Manometer

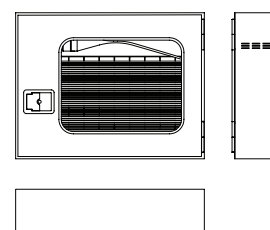
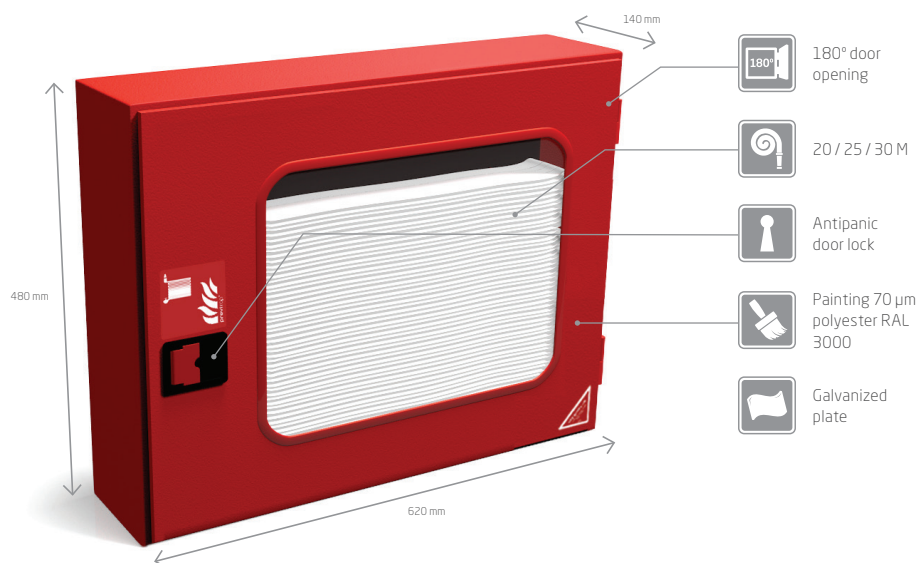
**CE** Hose reel tested, approved and CE marked according to NP EN 671-1:2012 CE n.º 1328-CPR-0149.



Ideal for use in schools, office buildings, hospitals, sports arenas, cinemas, etc.

# Hose System

HOSE SYSTEM 45 MM



To download a CAD file please go to [www.previtop.pt](http://www.previtop.pt). Free registration and download.

Reference	Hose Length (m) Ø 45 mm	Dimensions (mm) H x W x D
12-20B	20	480 x 620 x 140
20.1	Trim frame 25 mm	620 x 480

## HOSE REEL SPECIFICATIONS

- » Welded wire mesh basket.
- » Painting 70 µm polyester RAL 3000.
- » 3 position nozzle: jet, spray, shut-off 25 mm male inlet.
- » White canvas hose with 45 diameter, according EN 14540:2004+A1:2007 (20 metres).

## CABINET SPECIFICATIONS

- » Cabinet in galvanized steel plate 0,8 mm.
- » Painting 70 µm polyester RAL 3000.
- » Antipanic door lock.
- » Ventilated sides.
- » Drilled holes for mounting.
- » 180° door opening.
- » Door with basket.
- » Interior door.

## CHARACTERISTICS OF SUPPORT HOSE

- » Type 3.

## INCLUDES

- » 2" globe type valve.
- » 45 mm male brass connection fitting.
- » Nozzle support.
- » Door sign in accordance with ISO 7010.
- » CE marking sticker.
- » Installation and maintenance instructions.

## NOTES

- » The cabinet can be used for WALL-MOUNTING or RECESS-MOUNTING.
- » Orders must be placed by model + dimensions.



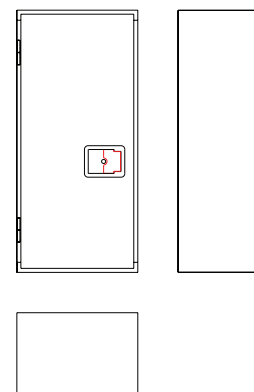

Ideal for use in schools, office buildings, hospitals, sports arenas, cinemas, etc.

Options	Cabinet Colour	Accessories
	RAL Ref.: (custom colour)	Couplings Storz Door with vision panel

**CE** Hose system tested, approved and CE marked according to NP EN 671-2:2012 CE n.º 1328-CPR-0237.

# Fire Extinguisher Cabinets

For WALL-MOUNTING or RECESS-MOUNTING



To download a CAD file please go to [www.previtop.pt](http://www.previtop.pt). Free registration and download.

Reference	Fire Extinguisher Max. Weight (Kg)	Dimensions (mm) H x W x D
13-6B	6	600 x 300 x 200
20.1	Trim frame 25 mm	600 x 300

## CABINET SPECIFICATIONS

- » Cabinet 0,6 mm galvanized steel plate.
- » Painting 70 µm polyester RAL 3000.
- » Antipanic door lock.
- » Drilled holes for mounting.
- » 180° door opening.

## INCLUDES

- » Door sign in accordance with ISO 7010.

## NOTES

- » The cabinet can be used for WALL-MOUNTING or RECESS-MOUNTING.
- » Orders must be placed by model + dimensions.



Ideal for use in schools, industrial premises, parking lots, sports arenas, etc.

Options	Accessories
	Trim frame