

Gated Valves



previTOP®

PREVITOP - Comércio e Serviços Unipessoal, Lda
www.previtop.pt



Company Registered in ANPC with nº 500

Gated Fibre Cement Type Valve

For WALL-MOUNTING or RECESS-MOUNTING



Reference

16.2P

GATED FIBRE CEMENT TYPE VALVE WITH 1" ½ DIE SPECIFICATIONS

- » Brass body.
- » Rubber sealant.
- » Inlet $\varnothing 1\frac{1}{2}$ thread.
- » Outlet 45mm SI thread.
- » Made in Portugal.

NOTES

- » Orders must be placed by model + dimensions.
- » Must be built-in its own box and be properly protected and signalled.



Globe Valve



Reference
16.3 45
16.3 45F
16.3 45FT

2"x45mm GLOBE VALVE SPECIFICATIONS

- » Brass body.
- » Rubber sealant.
- » Lacquered precast aluminium handwheel.
- » Inlet \varnothing 2" thread.
- » Outlet 45mm thread.
- » Made in Portugal.

NOTES

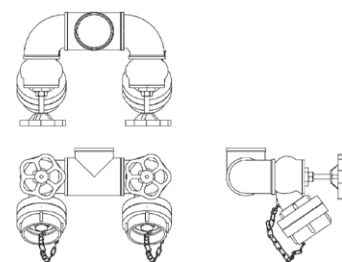

- » Valve for coupling on fire hydrant system.
- » Orders must be placed by model + dimensions.

Options	Accessories
	Flange Storz C52 Stopper Storz C52

F – Flange Storz C52. **FT** – Flange + Stopper C52.



Double Gated Valve



To download a CAD file please go to www.previtop.pt. Free registration and download.

Referência	Dimensões (mm) H x L x P
16.3.2-45FT	193 x 299 x 270

DOUBLE GATED VALVE SPECIFICATIONS

- » Two globe valve 2"x45 mm brass body.
- » Aluminium wheel handle.
- » Two 2" inlet with brass accessories.
- » Two C52 aluminium outlets or other adaptor.
- » Two C52 flanges and plugs.
- » Accessories in 70 µm polyester RAL 3000.


NOTES

- » The cabinet can be used for WALL-MOUNTING or RECESS-MOUNTING.
- » Orders must be placed by model + dimensions.

CABINETS SPECIFICATIONS

- » Cabinet made in 0,8 mm to 1 mm galvanized steel plate.
- » Painting 70 µm polyester RAL 3000.
- » Drilled holes for mounting.
- » 180° door opening.

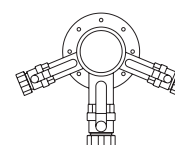
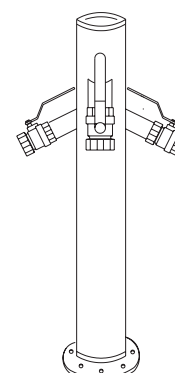
Options	Cabinet Colour	Cabinet
	RAL Ref.: (custom colour)	14.1H 14.2H 14.4



Ideal for use in schools, office buildings, hospitals, sports arenas, cinemas, etc.

Hydrants

FIXED floor mounting



To download a CAD file please go to www.previtop.pt. Free registration and download.

Reference	Dimensions (mm) H x W	Weight (Kg)
16.5	1000 x 140	25kg
16.5V		
16.5VS		

4" HYDRANT SPECIFICATIONS

- » Iron hydrant body.
- » Painting 70 µm polyester RAL 3000.
- » Outlets with inclination placed inside the hydrant body trunk.
- » Fittings/flanges for hose coupling.
- » Manual control opening mode.

INCLUDES

- » Three waterways.
- » Two outlets with 2" male ball valve, flanges and storz plug C52.
- » One outlet with 2" male ball valve, flangs and storz plug B75.

NOTES

- » Valve and Storz optional.
- » Orders must be placed by model + dimensions.

Options	Accessories	Stainless Steel Hydrant
	Storz	Stainless Steel A 304
	Valve	Stainless Steel A 430
		Stainless Steel A 316

V – Valve, S – Storz.